








Final Results

RANKIN	TEAM	NAME	A	B	C	POINTS	RANKING
1	FRA	FRANCE	91,90	137,04	7,65	236,59	1
		7 *LEFORT Claire	(59.07)	68.11	3.05		
	8 *MARTIN Fabrice	47.10	(82.35)	(15.57)			
		12 *VIGNAUD Marion	44.80	68.93	4.60		
2	LUX	LUXEMBOURG	103,62	148,70	9,74	262,06	2
		18 *KANDEL Nicolas	(56.19)	(81.89)	6.39		
	19 *SCHILTZ Franz	54.72	77.79	(6.76)			
		20 *SCHILTZ Marie	48.90	70.91	3.35		
3	NED	NETHERLANDS	110,21	162,04	23,60	295,85	3
		21 *GOMMERS Joop	64.19	82.76	20.15		
	22 *PESTMAN Rudolf	46.02	79.28	3.45			
4	GER	GERMANY	118,40	149,44	28,71	296,55	4
		16 *KESSLER Jovanca Marie	54.02	72.71	9.81		
	17 *KESSLER Louis Ferdinand	64.38	76.73	18.90			
	GBR	GREAT BRITAIN			0,00		
		14 *BRADFORD Harriet	64.77	85.85	17.38		
	15 *MCGILL Lucy	(68.94)	(89.64)	(EL)			

©Driving Program by Philippe Liénart (BEL) - driving@horsesdriving.be

OFFICIAL RESULTS 12:37

Signature President of the Jury